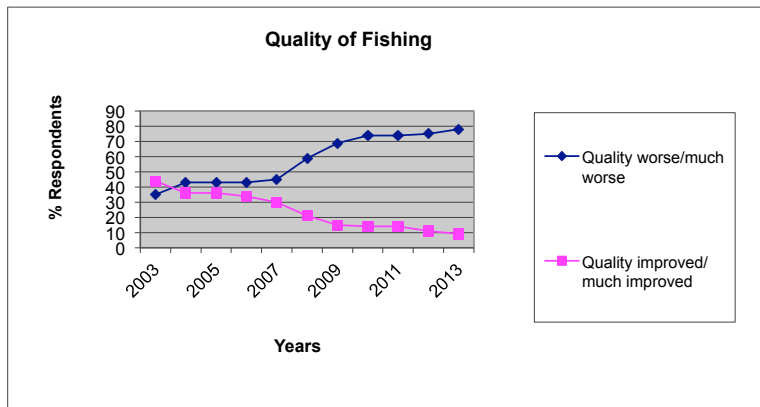
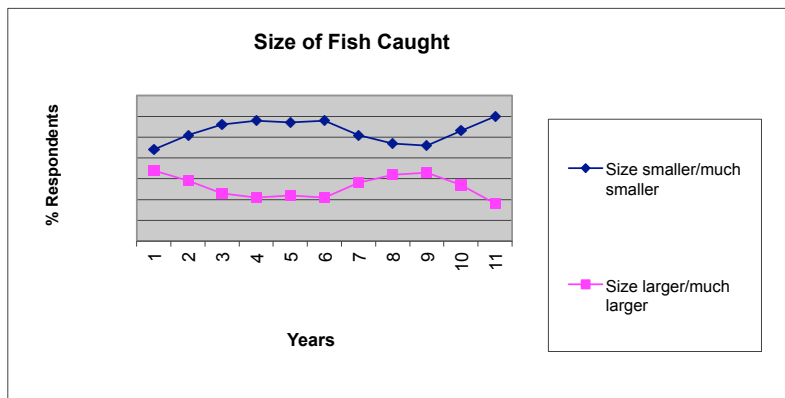


Some Key Questions on Stripers Forever's Annual Survey

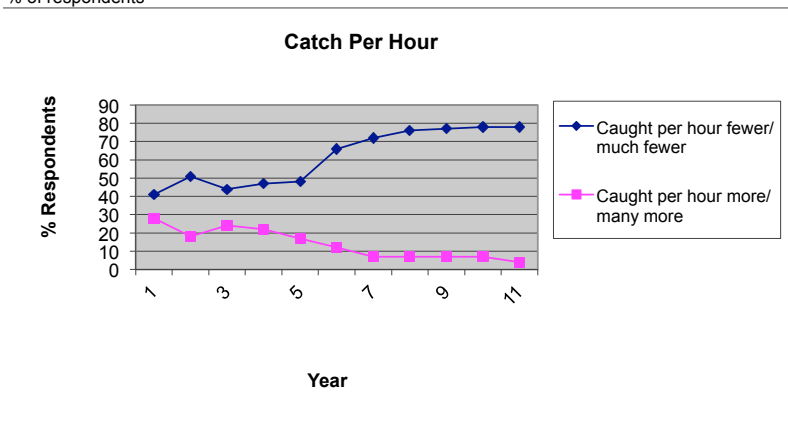
Questions	years											
	2003	2004	2005	2006	2007	2008	2009	2010	2011	2012	2013	
Quality of fishing												
Quality worse/much worse	35	43	43	43	45	59	69	74	74	75	78	
Quality improved/much improved	44	36	36	34	30	21	15	14	14	11	9	



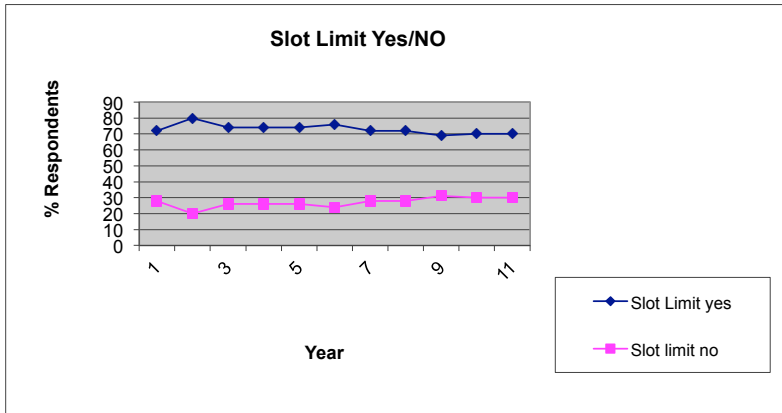
Questions	years											
	2003	2004	2005	2006	2007	2008	2009	2010	2011	2012	2013	
Size of stripers caught												
Size smaller/much smaller	44	51	56	58	57	58	51	47	46	53	60	
Size larger/much larger	34	29	23	21	22	21	28	32	33	27	18	



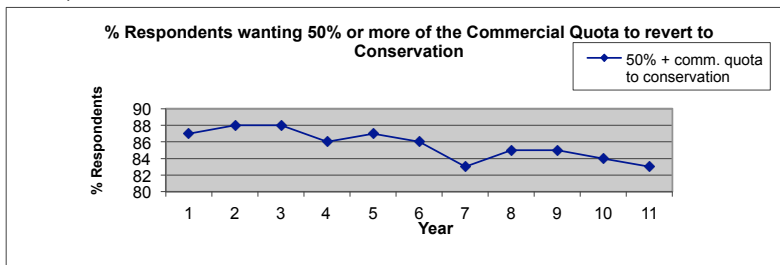
Questions	years											
	2003	2004	2005	2006	2007	2008	2009	2010	2011	2012	2013	
Catch rate per hour												
Caught per hour fewer/much fewer	41	51	44	47	48	66	72	76	77	78	78	
Caught per hour more/many more	28	18	24	22	17	12	7	7	7	7	4	



Favoring slot limit	2003	2004	2005	2006	2007	2008	2009	2010	2011	2012	2013
Slot Limit yes	72	80	74	74	74	76	72	72	69	70	70
Slot limit no	28	20	26	26	26	24	28	28	31	30	30
% of respondents											



Conservation of comml. Quota	2003	2004	2005	2006	2007	2008	2009	2010	2011	2012	2013
50% + comm. quota to conservation	87	88	88	86	87	86	83	85	85	84	83
% of respondents											



Stamp for comml. Buyout	2003	2004	2005	2006	2007	2008	2009	2010	2011	2012	2013
In favor of stamp for comml. buyout	75	77	77	80	74	76	69	72	70	78	79
% of respondents											

